



CALLISTO⁺

PINCODE TELEPHONY

ADMINISTRATION MANUAL

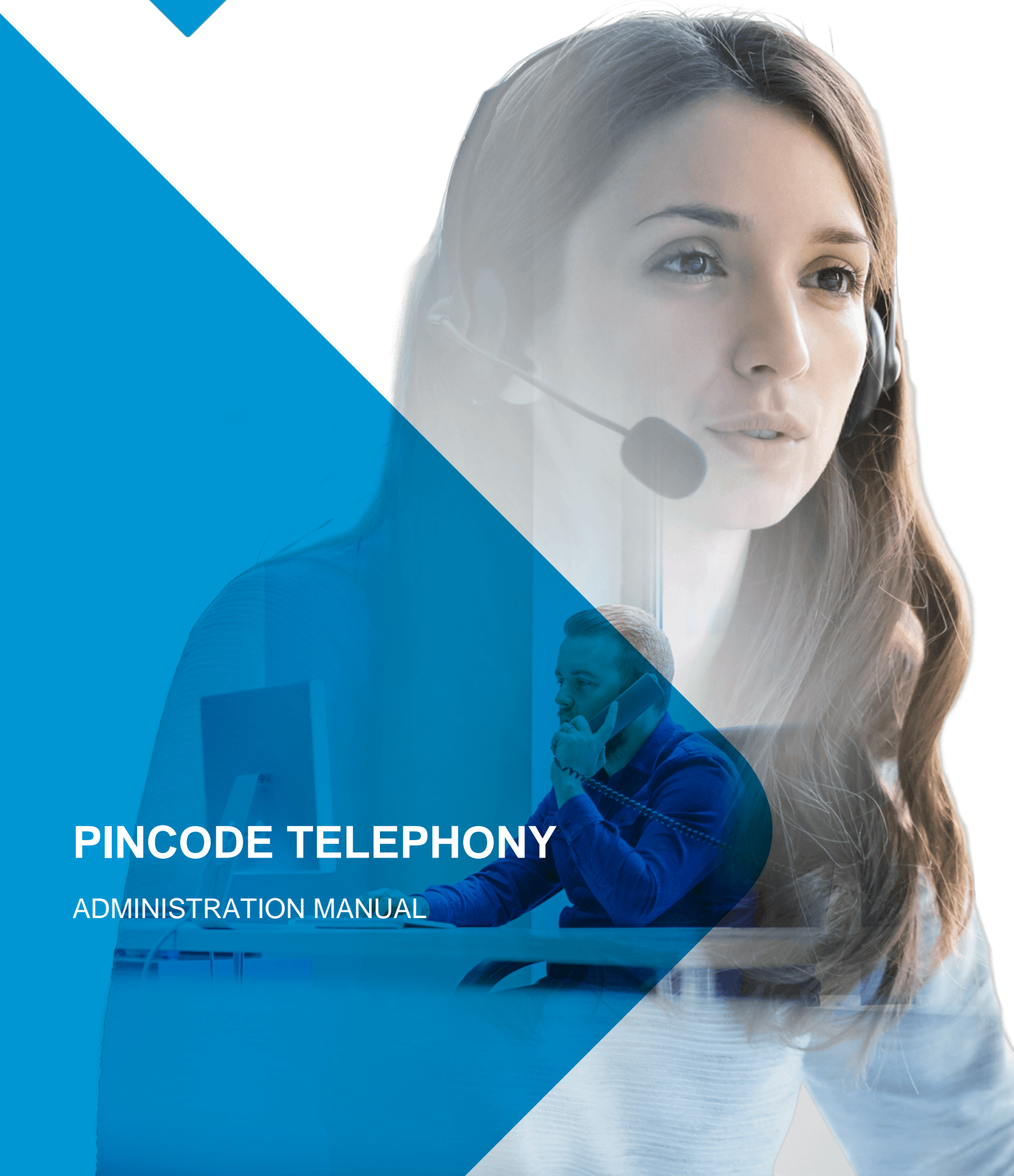


Table Of Contents

Administration manual	1
Setup	3
Settings	4
Check-in and reports	6
Copyright Information, Disclaimer	7

Setup

Requirements

PINCode Telephony is only available on Callisto setups on which [Cruise Base](#) is installed. Also, the application requires [automatic check-in/out](#) to be active in order to work.

Installation

PINCode Telephony is installed through Callisto's Open Application Manager. The installation and updating process for OAM applications is described in the chapter [Options](#) of the Callisto platform administration manual.

Access



Configure icon


Administrators can access the PINCode Telephony configuration by navigating to System > Open Application Manager in the main menu. In the tab Applications, locate the PINCode Telephony instance and click on the *Configure* icon.

Users who were granted privileges to access the PINCode Telephony instance can do so by navigating to Applications in the main menu and clicking on the name of the PINCode Telephony instance.

Settings

This tab contains the general settings.

Settings
Active check-ins
Reports

 Settings
PINCode Telephony

Concurrent calls:
 Limitation for concurrent PINCode Telephony calls.

Use user number as caller number

Caller number:
 A number that will be used as caller id for external calls

Type of Calls:

Use Callisto users for authentication ?

Use PIN only authentication

Enable PINCode Telephony direct

PINCode Telephony direct prefix:

Save

Setting	Description
Concurrent calls	Limit how many calls can be conducted using PINCode Telephony at a given time.
Use user number as caller number	This option is available when Use Callisto users for authentication is enabled. If checked, the Callisto user number of the caller is used as caller identification.
Caller number	If unchecked, the number entered in Caller number will be used. This number is used as caller identification for external calls. If the field is left empty, then the line number associated with this PINCode Telephony instance (see Open Application Manager) will be used as caller identification.
Type of Calls	Set the type of calls that will be conducted with this instance of PINCode Telephony. See section Admission control .
Use Callisto users for authentication	If checked, user data present in Callisto will be used for authentication.

Setting

Description

- The user's Number (as defined in the [account settings](#)) is used as manning number.
- The User PIN (as defined in the [messages settings](#)) is used as security PIN.

With the Select group drop-down menu, usage of PINCode Telephony can be restricted to users who are members of the selected group. For managing user groups, see the chapter [User administration](#) in the Callisto platform administration manual.

The state of this option depends on the selected type of call.

- If crew is set, this option can be enabled or disabled manually.
- If pax is set, this option is always disabled.
- If admin is set, this option is always enabled.

Use PIN only authentication

If checked, the application will ask only for the PIN to authenticate the caller. Otherwise, the caller must enter the safety/manning number as well.

Enable PINCode Telephony direct

Enable or disable the PINCode Telephony direct function. If enabled, a PINCode Telephony direct prefix needs to be defined as well. This prefix must also be defined in the inbound manager, and respective calls need to be routed to Callisto.

Admission control

Multiple types of users can be billed differently by setting up multiple instances of PINCode Telephony and setting a different option from the Type of Calls drop-down menu. Three types of calls are available:

crew:

The instance is used for crew calls. Crew members and Callisto users with the appropriate privileges can use this instance. Crew members will be charged according to the passenger tariff (see [Cruise Base – Billing](#)), and Callisto users will be excluded from billing.

pax:

The instance is used for passenger calls. Only passengers can use this instance and will be charged according to the passenger tariff (see [Cruise Base – Billing](#)).

admin:


The instance is used for admin calls (usually by officers on the vessel). Select a Callisto user group from the drop-down menu labeled Select group; only members of the selected group can use this instance and will be excluded from billing.

Check-in and reports

Active crew check-ins

If automatic check-in/out is enabled, checked-in crew members are listed in the *Active check-ins* tab. The members' cabin number, manning number and PIN can also be reviewed in this view.

Settings **Active check-ins** Reports


 **Guests** PINCode Telephony

UserID ^	Cabin Number	Name	Language	Manning no.	PIN	Check-In date
11005	572	Edwin Sutherland	English	6354	0047	16.11.2024 09:38:00
11074	548	Phillip Lyon	English	3027	5626	16.11.2024 13:43:56
11092	521	Patricia Fleming	English	4315	2630	16.11.2024 09:05:43
11100	526	Greg Lawrence	English	8828	0993	16.11.2024 15:01:51
11140	542	Fiona O'Connell	English	8098	0127	16.11.2024 10:31:25
11158	522	Edward Pearson	English	1745	0840	16.11.2024 10:54:12

Reports

All calls conducted using PINCode Telephony are listed in the *Reports* tab.

Settings Active check-ins **Reports**

 **Reports** PINCode Telephony

-

Date/Time ^	Guest/Crew Member	Duration	Destination	Source Phone	Cabin	Billing Result	Billing Date/Time	Amount
21.11.2024 15:09:35	Patricia Fleming	11:09	+4487XXXX	521	521	OK	21.11.2024 15:10:45	9.45
21.11.2024 14:01:18	Patricia Fleming	12:23	+4444XXXX	521	521	OK	21.11.2024 14:02:15	10.80
21.11.2024 12:12:49	Phillip Lyon	09:51	+4430XXXX	548	548	OK	21.11.2024 12:13:43	8.30
20.11.2024 21:46:20	Edward Pearson	04:26	+4430XXXX	522	522	OK	20.11.2024 21:47:22	3.50
20.11.2024 20:26:41	Phillip Lyon	05:54	+4449XXXX	548	548	OK	20.11.2024 20:27:35	4.60
21.11.2024 10:31:25	Edwin Sutherland	05:20	+4460XXXX	572	572	OK	21.11.2024 10:31:25	1.50

The list can be filtered by date/time and by action. Additionally, using the search field in the top-right corner, the list can be filtered by guest/crew member, destination, source, or cabin number.

Report lists can be exported as CSV or Excel files by clicking on the respective button in the top-right corner.

Copyright

Copyright © 2026 CTModule AG; All Rights Reserved

This document contains proprietary information of CTModule AG. No part of the work described herein may be reproduced. Reverse engineering of the hardware or software is prohibited and is protected by patent law.

This material or any portion of it may not be copied in any form or by any means, stored in a retrieval system, adopted or transmitted in any form or by any means (electronic, mechanical, photographic, graphic, optic or otherwise), or translated to any language or computer language without the prior written permission of CTModule AG.

The information in this document is subject to change without notice. CTModule AG makes no representation or warranties with respect to the contents herein and shall not be responsible for any loss or damage caused to users either by direct or indirect use of this information. This document may contain information about third party products or processes. This third party information is out of the sphere of influence of CTModule AG. Therefore CTModule AG shall not be responsible for the correctness or legitimacy of this information.

While due care has been taken to deliver accurate documentation, CTModule AG does not warrant that this document is error-free. If you find any errors, inconsistencies, omissions or other problems related to this document, please report this in writing by email to box@ctmodule.com at CTModule AG.

CTMaker, VAS, Callisto, Callisto Express, Callisto ISDN, Callisto One, Callisto UCM, Callisto Cruise, Callisto Hospitality, Callisto X Mobile, COC Express , COC UCM and CTModule AG are trademarks and the CTModule logo is a service mark of CTModule AG.

All other products or company names mentioned herein are used for identification purposes only, and may be trademarks or registered trademarks of their respective owners.

The following description of software, hardware or process of CTModule AG or other third party provider may be included with your product and will be subject to the software, hardware or other license agreement.

Disclaimer


Changes are possible without notice.

The General Terms and Conditions (GTC) of CTModule AG, Switzerland apply.

All rights reserved.

For more information about CTModule AG, visit the CTModule web site at

www.ctmodule.com



CTMODULE⁺

COMMUNICATION TECHNOLOGY MODULES

CTMODULE AG

Lehnweg 1

CH-3123 Belp/Berne

Switzerland

T: +41 (0)31 531 11 11

F: +41 (0)31 531 11 12

sales@ctmodule.com

OFFICE GERMANY

Frankfurter Straße 92

D-65760 Eschborn/Frankfurt

Germany

T: +49 6196 2049173-0

F: +49 6196 2049173-9

sales-d@ctmodule.com

OFFICE SERBIA

Gospodara Vučića 145

RS-11000 Belgrade

Serbia

T: +381 18 308076

sales@ctmodule.com