



CALLISTO⁺

CRUISE WAKE-UP

ADMINISTRATION MANUAL



Table Of Contents

Administration manual	1
Setup	3
Settings	4
Wake-up alerts	7
Reports	10
Copyright Information, Disclaimer	11

Setup

Installation

Cruise Wake-up is installed through Callisto's Open Application Manager. The installation and updating process for OAM applications is described in the chapter [Options](#) of the Callisto platform administration manual.

Privileges

The following application privileges can be assigned to a user for the Cruise Wake-up application. For setting user privileges, see the chapter [User administration](#) of the Callisto platform administration manual.

Settings	Provides access to the Settings tab.
Wakeup	Provides access to the Wakeup tab.
Reports	Provides access to the Reports tab.

Access




Configure icon

Administrators can access the Cruise Wake-up configuration by navigating to System > Open Application Manager in the main menu. In the tab Applications, locate the Cruise Wake-up instance and click on the *Configure icon*.

Users who were granted privileges to access the Cruise Wake-up instance can do so by navigating to Applications in the main menu and clicking on the name of the Cruise Wake-up instance.

Settings

This tab contains the general settings for wake-up calls.



Settings

Cruise Wake-up

Ringtime:

Time in seconds a phone will ring when executing a wakeup call.
(Valid values are between 5 and 80 seconds)

Repetitions:

Number of repetitions for failed (no answer) wakeup calls.
(Valid values are between 0 and 5 repetitions)

Repetitions gap:

Time in seconds between wakeup call repetitions.
(Valid values are between 30 and 600 seconds)

Maximum number of concurrent wakeup setups:

Maximum number of wakeup setups which can be executed
in the same period of time (Must be 0 or positive integer)

Maximum number of concurrent wakeup alarms:

Maximum number of wakeup alarms that can be supported
in the same time (Must be 0 or positive integer)

Use 12-hour clock format

Use 12-hour clock format (AM/PM) for English language

Detect Redirection

If this option is enabled, Wakeup service will detect
if cabin phone is redirected and mark wakeup call as failed

Caller number:

Caller name:

Number and name which will be used as caller for wakeups.

Automatically delete reports after (days):

Save


Setting	Description	Accepted values
Ringtime	Set in seconds. The duration a single phone ring when executing a wake-up call.	5–80 seconds
Repetitions	How often a wake-up call is repeated when remaining unanswered.	0–5 repetitions
Repetitions gap	Set in seconds. The interval to wait	30–600 seconds

Setting	Description	Accepted values
	before a wake-up call is repeated.	
Maximum number of concurrent wakeup setups	Maximum of setups that can be executed at the same time.	0 or more
Maximum number of concurrent wakeup alarms	Maximum of alarms that can be executed at the same time.	0 or more
Use 12-hour clock format	If checked, 12-hour format is used to represent times.	
Detect redirection	If checked, Cruise Wake-up will detect when the wake-up call to a cabin phone is redirected. In this case, the wake-up call is marked as failed (redirected).	
Caller number	The phone number to use as caller ID when a wake-up call is executed.	
Caller name	The name to show on the recipient's phone display when a wake-up call is executed.	
Automatically delete reports after	Set in days. Time after which wake-up reports will be deleted.	

Wake-up alerts

In the *Wakeup* tab, the individual wake-up alerts for each cabin are set. Cabins with active wake-up alerts are colored green, cabins without wake-up alert are colored red.

Settings **Wakeup** Reports

 **Wakeup** Cruise Wake-up

Action: All Cabins

Cabin: 10120 No wakeup defined	Cabin: 10121 No wakeup defined	Cabin: 10122 Execute: Every day Time: 08:00	Cabin: 10123 No wakeup defined
Cabin: 10124 No wakeup defined	Cabin: 10125 No wakeup defined	Cabin: 10126 No guests in the cabin	Cabin: 10127 Execute: 5 days Time: 07:30
Cabin: 10128 No wakeup defined	Cabin: 10129 No wakeup defined	Cabin: 10130 No wakeup defined	Cabin: 10131 No wakeup defined

The view can be filtered by choosing a filter action from the drop-down menu labeled Action in the top left corner.

All Cabins

Cabins with Wakeups

Cabins without Wakeups

Groups

Show all available cabins.

Show cabins for which a wake-up alert is active.

Show cabins for which no wake-up alert is active.

Show the *Group wake-up* view.

Additionally, the list can be filtered by searching for cabin numbers with the text search in the top right corner.

Set wake-up alerts

Various methods are available to set wake-up alerts.

The screenshot shows a dialog box titled "Add Wakeup" with a close button (X) in the top right corner. The dialog contains the following fields and controls:

- Cabin:** 10122
- Enabled:** A green toggle switch is turned on.
- Time:** A text input field containing "08 : 00".
- Execute:** A dropdown menu showing "Every day".
- Buttons:** A blue "Save" button and a grey "Cancel" button are located at the bottom right.

Set wake-up alerts in the Callisto web GUI

Using the Callisto web GUI, a wake-up alert can be set for every cabin phone individually. Clicking on a cabin will open the Add Wakeup dialog window where the following configuration can be set:

Enabled

Time

Execute

This is the recommended method to manage wake-up alerts by front-desk staff.

Set wake-up alerts via phone

Guests and crew members can call the wake-up service number (as defined in the Cruise Base [speed-dials](#)) in order to set or edit the time when a wake-up call should occur.

An IVR menu allows the caller to set a wake-up time within the next 24 hours. What language the IVR menu is in depends on the [check-in mode](#):

- If the check-in mode is set to automatic, the language set for the *guest* is used.
- If the check-in mode is set to manual (i.e., Direct Outward Dialing), the language set for the *cabin* is used.

Set wake-up alerts via LCCI

Wake-up calls can be set using 3rd party entertainment systems (e.g., cabin TV systems) if they are integrated in the LCCI system. When setting a wake-up alert this way, LCCI will send a message/request to Callisto to initiate, edit, or delete the alert. Any previously set alerts will be overwritten.

Group wake-up

Choosing the action *Groups* from the Action drop-down menu will show the *Group wake-up* view. In this view, wake-up alerts can be set for entire cabin groups instead of individual cabins. Groups are defined in

the [Cruise Base configuration](#) and can only be accessed by users with the appropriate privileges.

Group wake-up alerts are independent from individual wake-up alerts; guests can set individual wake-up alerts for their cabin regardless of the group wake-up settings.

Copyright

Copyright © 2026 CTModule AG; All Rights Reserved

This document contains proprietary information of CTModule AG. No part of the work described herein may be reproduced. Reverse engineering of the hardware or software is prohibited and is protected by patent law.

This material or any portion of it may not be copied in any form or by any means, stored in a retrieval system, adopted or transmitted in any form or by any means (electronic, mechanical, photographic, graphic, optic or otherwise), or translated to any language or computer language without the prior written permission of CTModule AG.

The information in this document is subject to change without notice. CTModule AG makes no representation or warranties with respect to the contents herein and shall not be responsible for any loss or damage caused to users either by direct or indirect use of this information. This document may contain information about third party products or processes. This third party information is out of the sphere of influence of CTModule AG. Therefore CTModule AG shall not be responsible for the correctness or legitimacy of this information.

While due care has been taken to deliver accurate documentation, CTModule AG does not warrant that this document is error-free. If you find any errors, inconsistencies, omissions or other problems related to this document, please report this in writing by email to box@ctmodule.com at CTModule AG.

CTMaker, VAS, Callisto, Callisto Express, Callisto ISDN, Callisto One, Callisto UCM, Callisto Cruise, Callisto Hospitality, Callisto X Mobile, COC Express , COC UCM and CTModule AG are trademarks and the CTModule logo is a service mark of CTModule AG.

All other products or company names mentioned herein are used for identification purposes only, and may be trademarks or registered trademarks of their respective owners.

The following description of software, hardware or process of CTModule AG or other third party provider may be included with your product and will be subject to the software, hardware or other license agreement.

Disclaimer


Changes are possible without notice.

The General Terms and Conditions (GTC) of CTModule AG, Switzerland apply.

All rights reserved.

For more information about CTModule AG, visit the CTModule web site at

www.ctmodule.com



CTMODULE⁺

COMMUNICATION TECHNOLOGY MODULES

CTMODULE AG

Lehnweg 1

CH-3123 Belp/Berne

Switzerland

T: +41 (0)31 531 11 11

F: +41 (0)31 531 11 12

sales@ctmodule.com

OFFICE GERMANY

Frankfurter Straße 92

D-65760 Eschborn/Frankfurt

Germany

T: +49 6196 2049173-0

F: +49 6196 2049173-9

sales-d@ctmodule.com

OFFICE SERBIA

Gospodara Vučića 145

RS-11000 Belgrade

Serbia

T: +381 18 308076

sales@ctmodule.com