

Callisto Gadgets overview

By default, the URLs are in a format similar to `http://<callisto>/LogonPage.asp`, where `<callisto>` is the address of your Callisto installation. To access the Gadgets, you can also use any of the methods described in the chapter [Integration of Callisto Gadgets](#).

Recent calls

The URL of this gadget is: `http://<callisto>/Jabber/RecentCalls/RecentCalls.asp`

The screenshot displays the 'Callisto Recent calls' gadget interface. At the top, there is a header with the Callisto logo and the title 'Recent calls'. Below the header, there are filters for 'Last 7 days' and 'Missed calls', along with a search bar. The main content is a list of call records. Each record includes a contact name, a duration, and a time. A green button labeled 'Dial this Number' is positioned over the entry for Jean-Pascal Dupont, Sales, with a mouse cursor pointing at it.

Contact Name	Duration	Time	Status
Jean-Pascal Dupont, Sales	00:21, 1041, Forwarded to 9299	Today 15:05	✓
+41310000000	00:05, Forwarded to 9299	Today 12:46	✓
Maria Rossi, Accounting	00:05, 1071	Today 12:23	✗
Fred Bloggs, Management	00:00, 1011	Today 12:22	✗
Petar Petrović, R&D	00:42, 1067, Forwarded to 9240	Today 10:08	✓
Jean-Pascal Dupont, Sales	00:00, 1041, Forwarded to 9225		Dial this Number
Taro Yamada, R&D	00:10, 1091 Forwarded to 1025	Today 09:18	✓
Jean-Pascal Dupont, Sales	00:01, 1041	Today 09:07	NA
Maria Rossi, Accounting	00:05, 1071	Yesterday 12:53	✗
+41330000000	00:08	Yesterday 12:53	B
San Zhang, Support	00:06, 1072	Yesterday 12:38	B
Ashok Kumar, Management		Yesterday	B

Recent calls shows the following call types:



Connected outbound call

Outbound call; destination not reached

Connected inbound call

Missed inbound call

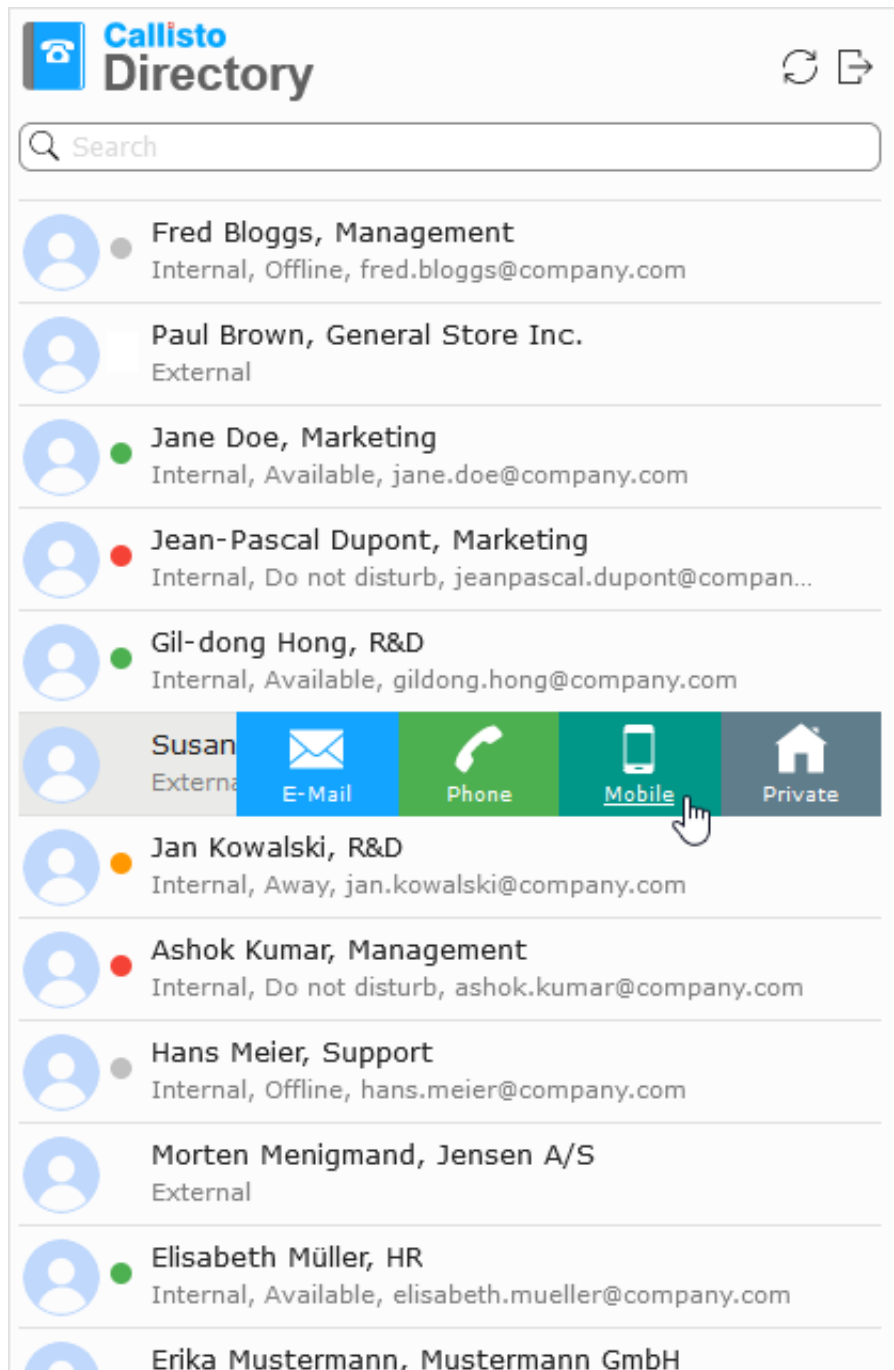
Missed inbound call; phone was busy

Missed inbound call; call was diverted

Missed inbound call; phone was offline

Directory

The URL of this gadget is: <http://<callisto>/Jabber/Directory/Directory.asp>

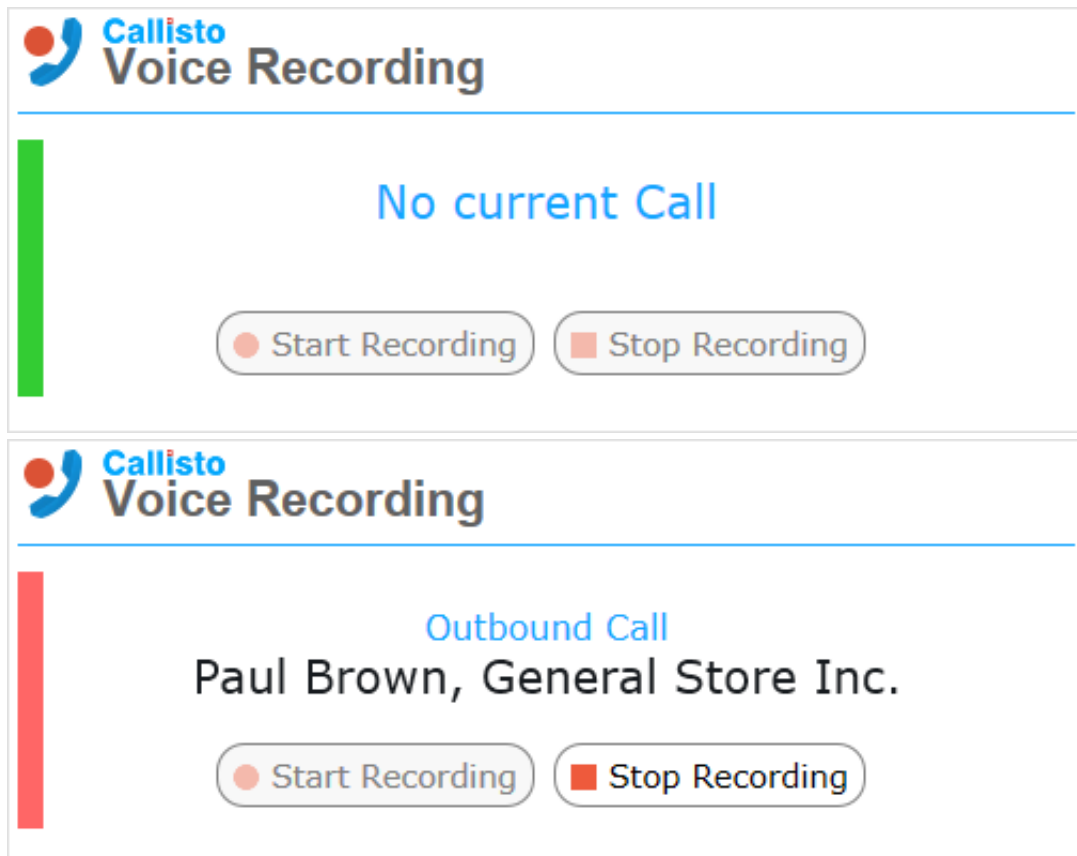


The search function will show results from both internal and external contacts saved in your Callisto directory. For more details on available search operators, refer to the [quick reference](#).

Clicking on an entry from the search result list will reveal all available shortcuts for messaging or calling the contact.

Voice Recording

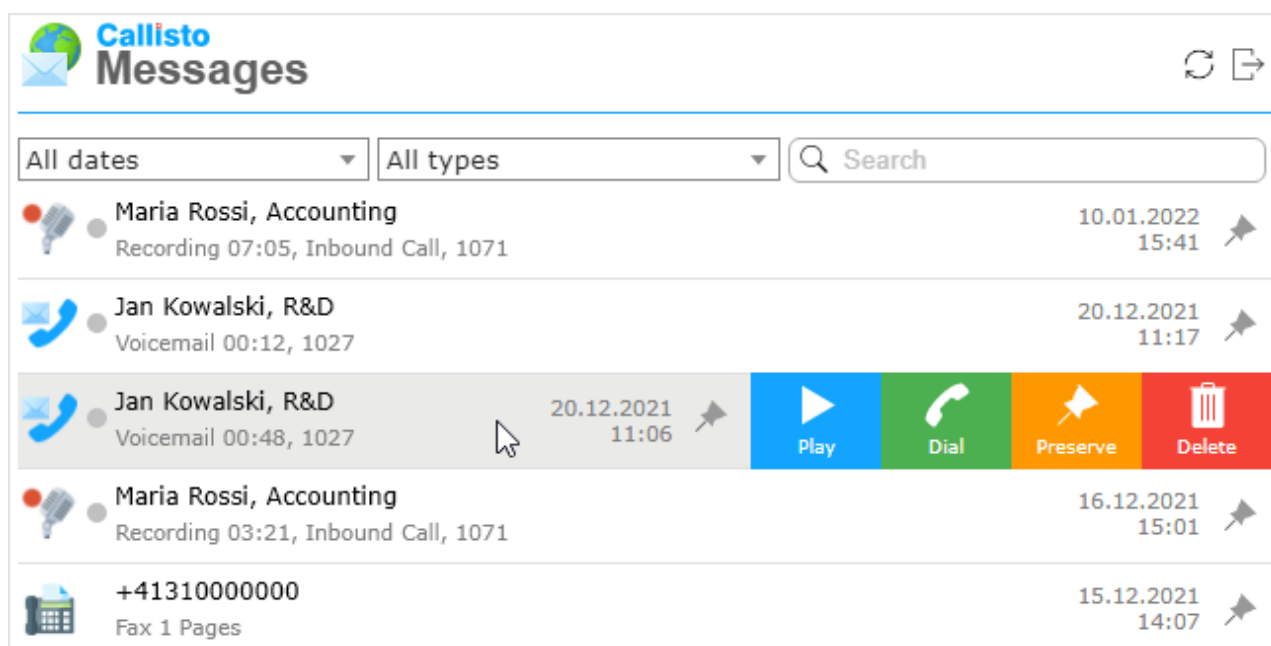
The URL of this gadget is: `http://<callisto>/Jabber/Recording/Recording.asp`



This gadget enables you to start and stop manual recordings. To use it, the option [Voice Recording](#) needs to be set up and activated.

Messages

The URL of this gadget is: <http://<callisto>/Jabber/Messages/Messages.asp>



Depending on the license and privileges of the logged-in user, this gadget shows voice mails, faxes and voice recordings.

In the upper part, you can reload the page, define display filters and search directly for specific people or

phone numbers. If you move the cursor over an entry, the available actions are displayed. Depending on the entry, these are:

- Play the recording
- Dial the caller's number
- Open the fax message
- Toggle preserve message
- Delete the message

Depending on the configuration, opening a fax message will open the PDF file directly, show it in the lower part of the UI as an icon, or a dialog box appears asking whether the document should be opened or saved.

When clicking on a voice mail or voice recording, an audio control panel will appear, allowing playback and volume control. Clicking on Download will allow you to save an audio file of the recording to your hard drive. Clicking on Close audio player or clicking somewhere outside the list entry will abort playback.