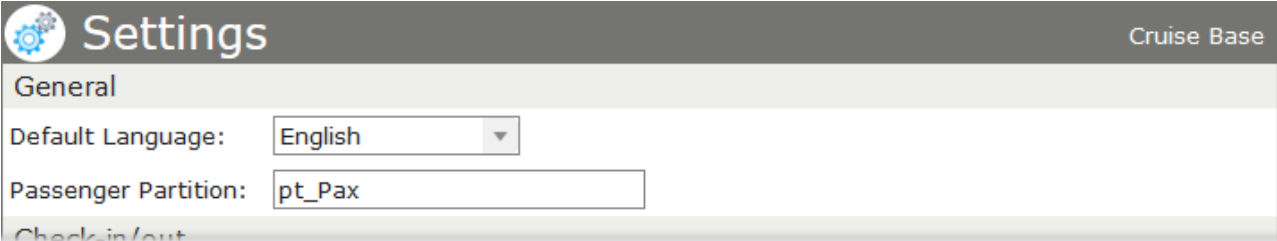


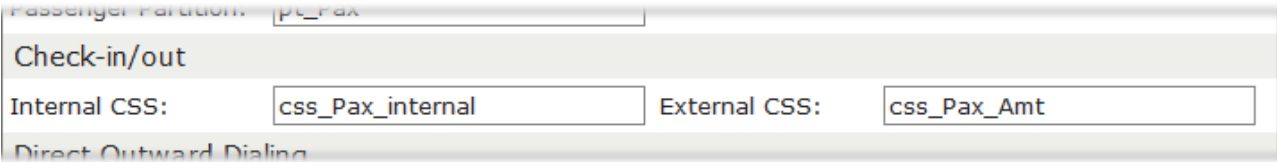
# Settings

## General settings



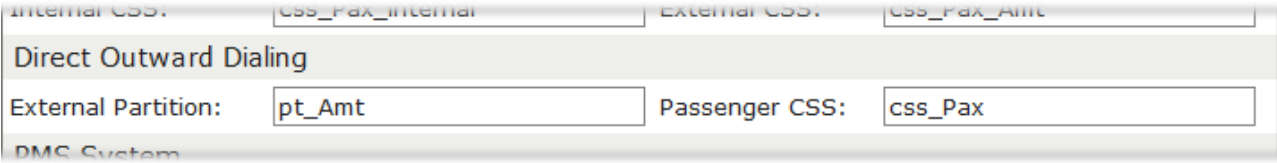
|                     |  |
|---------------------|--|
| Default Language    | The language to which cabin phones are set by default.       |
| Passenger Partition | The partition to which cabin phones are assigned by default. |

## Check-in/out settings



|                      |  |
|----------------------|--|
| Internal CSS/Profile | CSS/Profile used only for internal calls (no external calls possible). |
| External CSS/Profile | CSS/Profile which allows external calls.                               |

## Direct Outward Dialing settings



|                    |  |
|--------------------|--|
| External Partition | The external partition to use. If assigned to the Passenger CSS, external calls are enabled. |
| Passenger CSS      | The CSS with which all passenger cabin phones are associated.                                |

## PMS settings

Select the Property management system used with your Callisto installation from the drop-down menu labeled PMS System. Depending on the PMS, the configuration parameters vary.

|                       |                             |                  |                         |
|-----------------------|-----------------------------|------------------|-------------------------|
| External Partition:   | pt_Ant                      | Passenger CSS:   | CSS_Fax                 |
| <b>PMS System</b>     |                             |                  |                         |
| PMS System:           | LCCI                        |                  |                         |
| Message Broker URL:   | tcp://192.168.100.192:61616 | Consumer Queue:  | xkc.telephony.in        |
| Producer Queue:       | xkc.telephony.out           | Publisher Topic: | xkc.telephony.topic.out |
| <b>Alert Settings</b> |                             |                  |                         |

## LCCI

|                    |  |
|--------------------|--|
| Message Broker URL | The URL of the message broker.   |
| Consumer Queue     | The queue on which LCCI receives messages.                                 |
| Producer Queue     | The queue on which LCCI sends messages to Callisto Cruise.                 |
| Publisher Topic    | The topic on which LCCI publishes messages (only used for time zone info). |

## SAPI

|                     |  |
|---------------------|--|
| SAPI URL            | The URL for the SAPI REST API.   |
| Username            | The user name to use when authenticating with the SAPI API.                          |
| Password            | The password to use when authenticating with the SAPI API.                           |
| Sync Interval (min) | Set how often Callisto inquires for new passenger data. Minimum value is 60 minutes. |

## Fidelio Cruise UI

|                                  |   |
|----------------------------------|---|
| FCUI Address                     | The address of the Fidelio Cruise Universal Interface (FCUI).   |
| FCUI Port                        | The port on which FCUI listens.   |
| Local Port                       | The port on which Callisto listens.   |
| Poll Period (sec)                | Set how long Callisto checks if FCUI is active. Minimum value is 60 seconds.  |
| Sync Period (hrs)                | Set how often Callisto sends a request to Fidelio to synchronize data (if some data is missing).  |
| Use Inquire for check-in process | If checked, Callisto requests additional data about the checked-in passenger. Enable this option if an old version of FCUI is in use, since older FCUI versions don't provide some data (i.e., check-out date). |

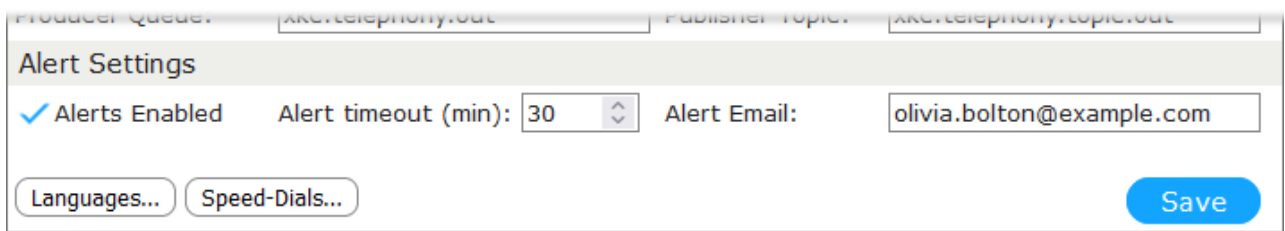
## CCL Latitude

|               |   |
|---------------|---|
| API Key Name  | The key name to use for API access.       |
| API Key Value | The key value to use for API access.      |
| Post Sale URL | The URL of the Latitude Post Sale method. |

## MXP

|                     |  |
|---------------------|--|
| MXP URL             | The URL for the MXP REST API.  |
| Username            | The user name to use when authenticating with the MXP API.                           |
| Password            | The password to use when authenticating with the MXP API.                            |
| Ship Code           | The Ship Code for the specific system installation.                                  |
| Sync Interval (min) | Set how often Callisto inquires for new passenger data. Minimum value is 60 minutes. |

## Alert settings



The image shows a screenshot of the 'Alert Settings' dialog box. At the top, there are two tabs: 'Producer Queue' and 'Publisher Topic', both with the value 'xkc.telephony.out'. Below the tabs, the 'Alert Settings' section includes a checked 'Alerts Enabled' checkbox, an 'Alert timeout (min):' dropdown menu set to '30', and an 'Alert Email:' text input field containing 'olivia.bolton@example.com'. At the bottom left, there are two buttons: 'Languages...' and 'Speed-Dials...'. At the bottom right, there is a blue 'Save' button.

Alerts Enabled

If checked, Callisto sends email notifications when the PMS or master clock is unreachable.

Alert timeout (min)

Set how long Callisto waits for the PMS or master clock to become available again before sending emails notifications.

Upload PFX Certificate

Upload a PFX certificate to establish a secure connection between the PMS and the Callisto Cruise proxy.

## Languages

Click on the Languages... button to access the *Languages* dialog. Callisto supports seven languages: English, German, French, Italian, Spanish, Portuguese, and Chinese.



The image shows a screenshot of the 'Languages' dialog box. It has a title bar with the text 'Languages' and a close button (X). The dialog contains a table with three columns: 'Language', 'Code', and 'Phone Locale'. The rows are: English (en, English United States), German (de, German Germany), French (fr, English United States), Italian (it, English United States), Spanish (es, English United States), Portuguese (pt, English United States), and Chinese (cn, English United States). At the bottom right, there is a blue 'Close' button.

| Language   | Code | Phone Locale          |
|------------|------|-----------------------|
| English    | en   | English United States |
| German     | de   | German Germany        |
| French     | fr   | English United States |
| Italian    | it   | English United States |
| Spanish    | es   | English United States |
| Portuguese | pt   | English United States |
| Chinese    | cn   | English United States |

For every language, two values can be set:

Code

Set the same language code or language tag as provided by the PMS system. The language code/tag is provided during check-in.

Phone Locale

Set a phone locale from the list of locales that are installed on the Call Manager.

If the proper language isn't available, set the locale of another language as fallback instead.

## Speed-Dials

Click on the Speed-Dials... button to access the *Speed-Dials* dialog. Callisto allows administrators to define speed-dials which will be set on the phones during check-in. Separate Speed-Dials can be configured for every language.

| Number | Label          |
|--------|----------------|
| 9299   | VoiceMail      |
| 9298   | Wakeup         |
| 9220   | Guest Services |
|        |                |
|        |                |
|        |                |
|        |                |
|        |                |
|        |                |

If the speed-dial fields here are left empty, the Speed-Dial configuration on the phones during check-in is left unaltered.

### PFX certificates

This option is only available when the PMS System is set to CCL Latitude.

PFX certificates are used to ensure safe communication between the PMS and the Cruise proxy. Click the Upload PFX Certificate button to upload a certificate. Click the Import certificate button, select the file and enter the certificate password. If authentication was successful, the certificate is shown in the dialog window; if an error occurred, no certificate is displayed.

Only one certificate can be present at a time.