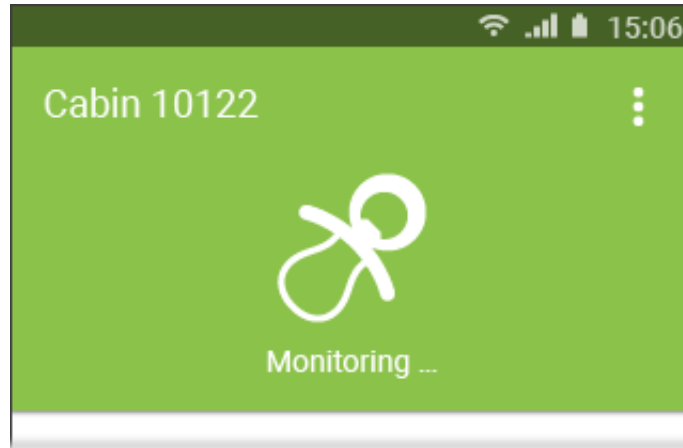


Monitoring and listening



The application in monitoring mode.

In monitoring mode, the mobile device is connected to a cabin phone and ready to listen to it. In this mode, BabyPhone Mobile is also ready to receive alarm calls when the volume threshold is exceeded.

Activate monitoring using the mobile device

Monitoring mode can be activated once a [cabin phone has been assigned to the mobile device](#) and the cabin phone is connected to the same network as the Callisto system.



If a cabin phone has been assigned to the mobile device, a button labeled Start Monitoring is available on the mobile screen. Touch this button to enter monitoring mode.

Activate monitoring using the cabin phone

Monitoring mode can be activated once a [cabin phone has been assigned to the mobile device](#) and the cabin phone is connected to the same network as the Callisto system.

This method is available by default. On the cabin phone, enter the BabyPhone service number. A voice menu will prompt you to enter the mobile device's SIP number, followed by the pound sign #.

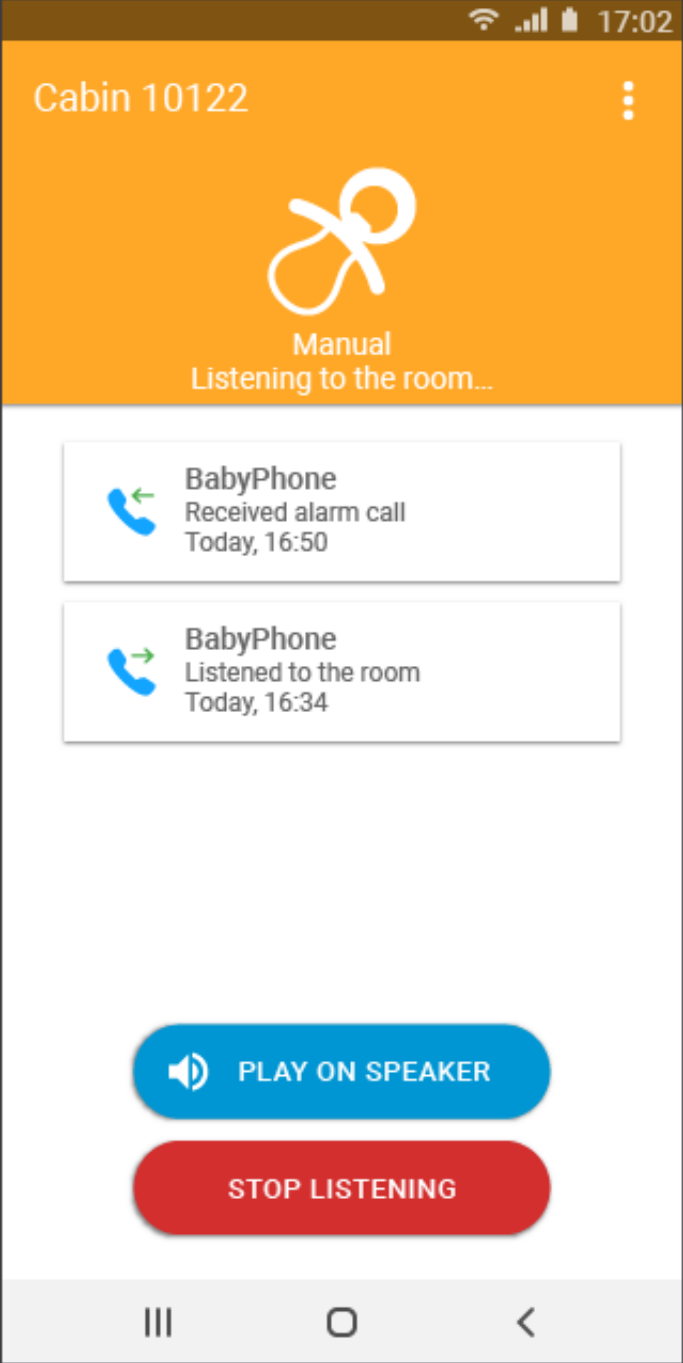
The BabyPhone service number is the application line which has been assigned to the BabyPhone instance. The number can be reviewed and changed by admin users in the [Open Application Manager](#). The numbers of all mobile devices can be reviewed and changed in the [Mobile Handsets](#) tab of Callisto BabyPhone.

The service number of BabyPhone is set to 8826. The mobile device has the SIP number 4002. To activate monitoring mode on this mobile device, the guest must dial 8826 on the cabin phone, and after receiving an introduction from the voice menu, press 4002#.

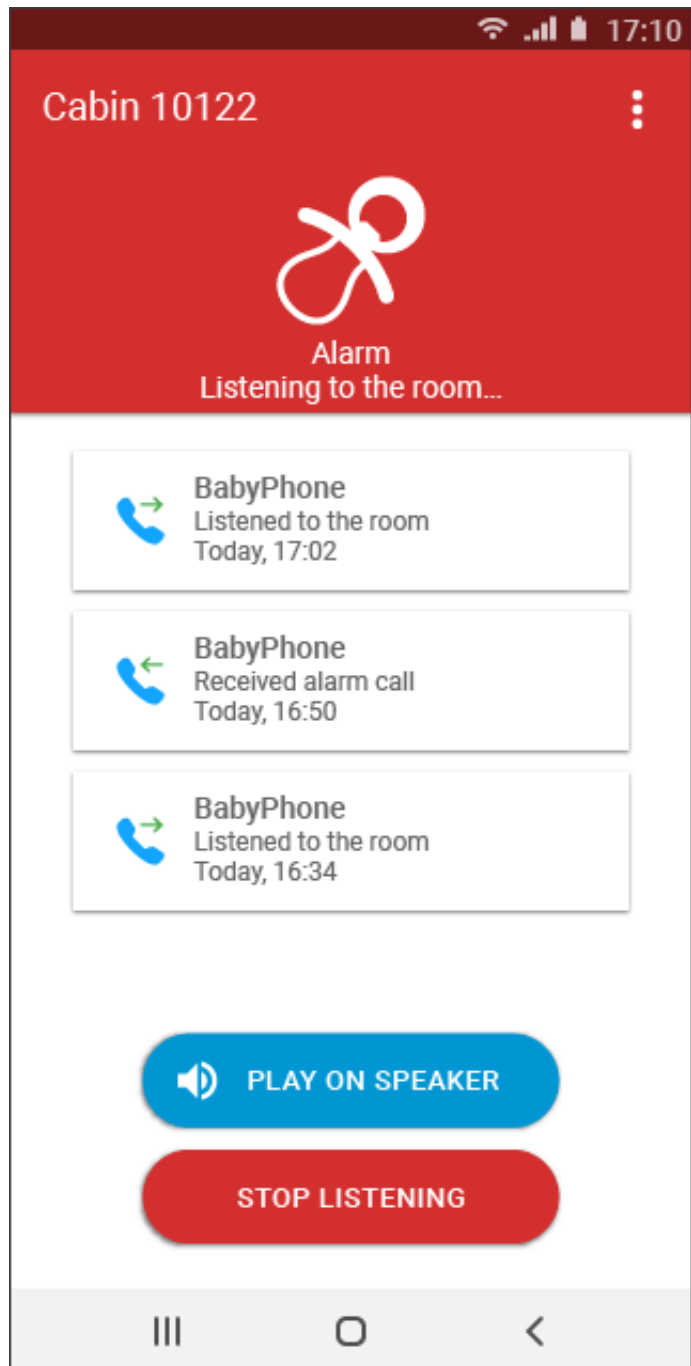
Listening mode

 LISTEN TO THE ROOM

When in monitoring mode, the device is ready to listen to the room. Listening mode can be entered manually by touching the button labeled Listen to the Room or when receiving an alarm call.



Listening mode activated manually.



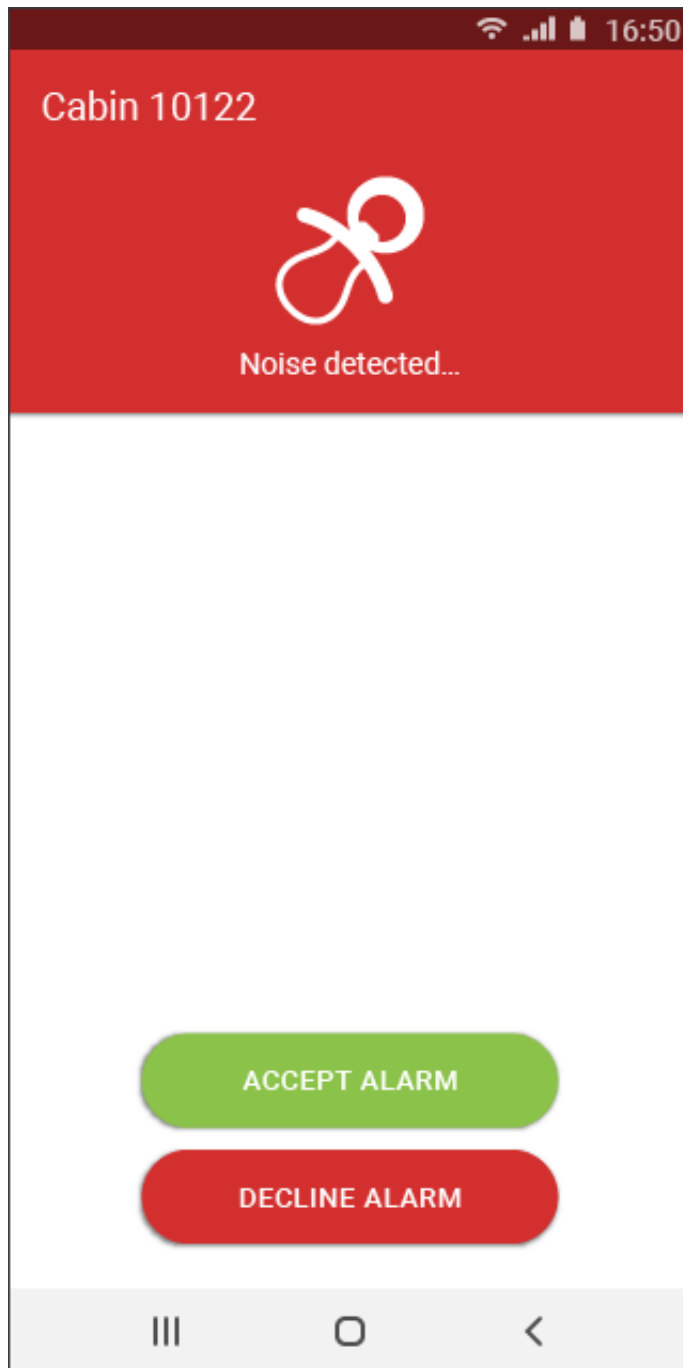
Listening mode activated by accepting an incoming alarm call.

While listening, the sound recorded by the cabin phone is played back on the mobile device. Touching the Play on Speaker button plays the sound on the mobile device's speaker, **Stop Listening** will leave listening mode and return to monitoring mode.


Alarm calls

When the volume threshold defined in the BabyPhone settings is exceeded, the cabin phone will initiate an alarm call to the mobile device and BabyPhone Mobile will enter *in-call mode*.

If the alarm call is received while the mobile device is locked, a full-screen notification will appear. If the device is unlocked, the alarm will appear as a pop-up at the top of the screen. In both cases, the guest can accept or decline the alarm call.



Incoming alarm when the mobile device is locked.



Incoming alarm when the mobile device is unlocked.

Stop monitoring

To leave monitoring mode, hang up the cabin phone which is assigned to the mobile device.