

Group details

The Group Details screen provides a chronological log of all received notifications and alarms belonging to a specific alarm group (e.g., "Nurse Call"). Events are ordered with the most recent at the top.

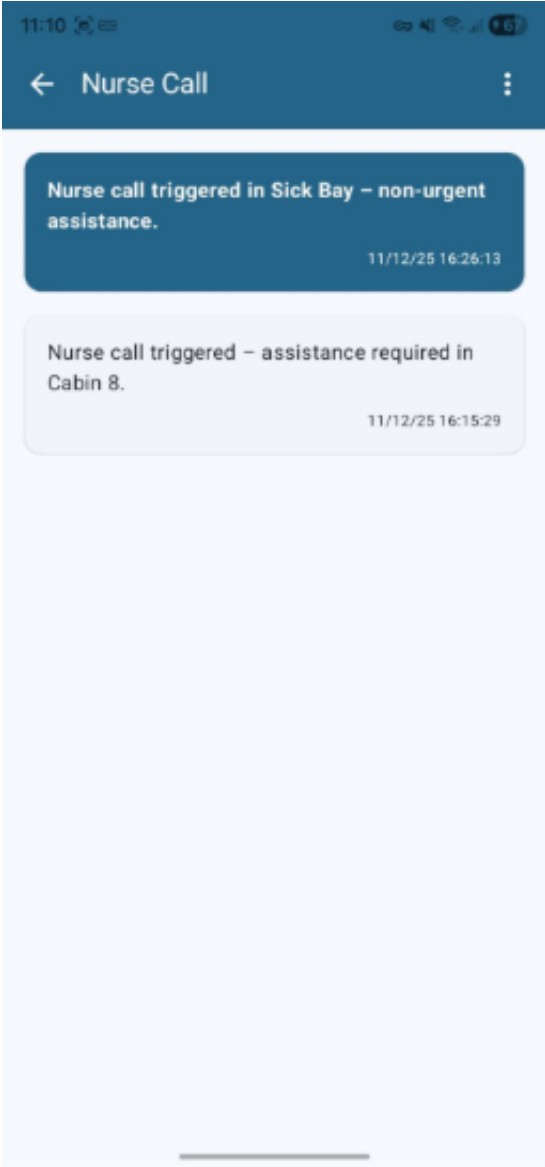


Figure 11: Group Details screen

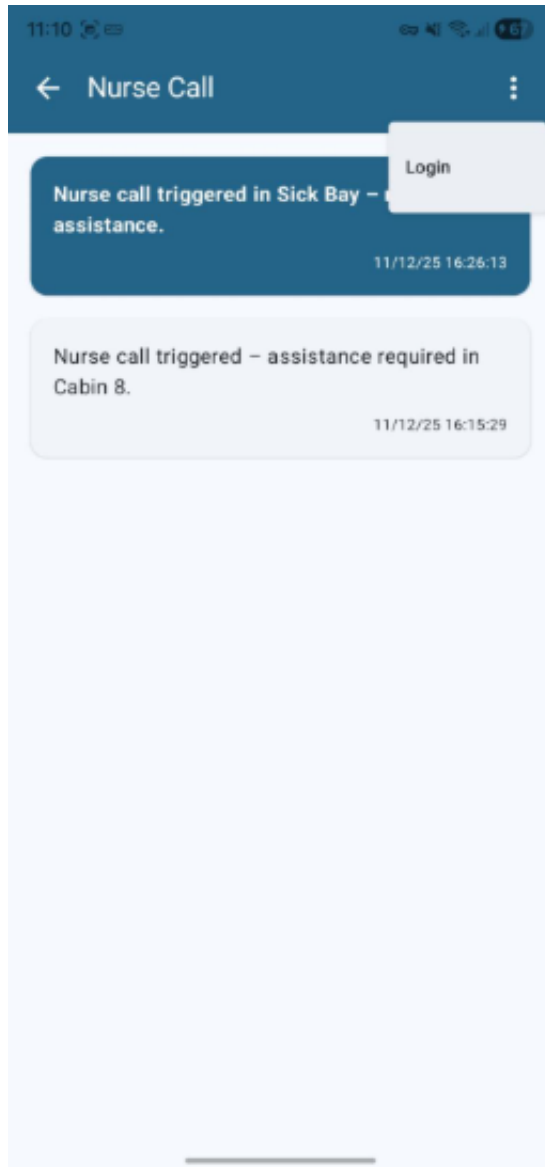


Figure 11: Group Details with options menu open

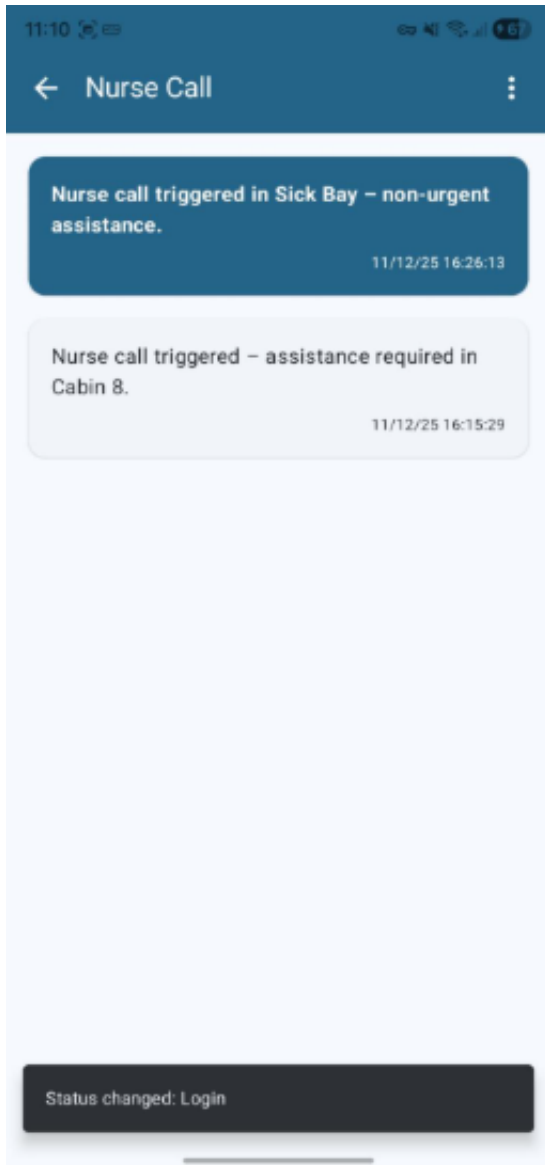


Figure 11: Login confirmation snack bar

Header Area

Element	Description
Title	Displays the name of the selected event group (e.g., "Nurse Call").
Back Button (?)	Returns to the previous screen or the main application dashboard.
Options Menu (?)	Overflow menu with Login/Logout actions for this specific group.

Options Menu

Action	Description
Login	Subscribes the user to alarms from this group. New alarms will be received for this category.
Logout	Unsubscribes the user from this group. No new alarms will be received for this category.

Upon successful login or logout, a temporary **snack bar** notification appears at the bottom of the screen to confirm the action.

Event List Area

Card Element	Description
Description	Brief alarm description (e.g., "assistance required in Cabin 8").
Timestamp	Date and time of the event in format DD/MM/YY HH:MM:SS, shown in the bottom-right of the card.
Status Indicator	Blue card background indicates an unread alarm.

User Flow

- **Tapping an event card** navigates to the Alarm Details screen for comprehensive information.
- **Pull to refresh** — pull down on the list to fetch the latest statuses and messages from the server.