User manual

VoiceRecording in Callisto

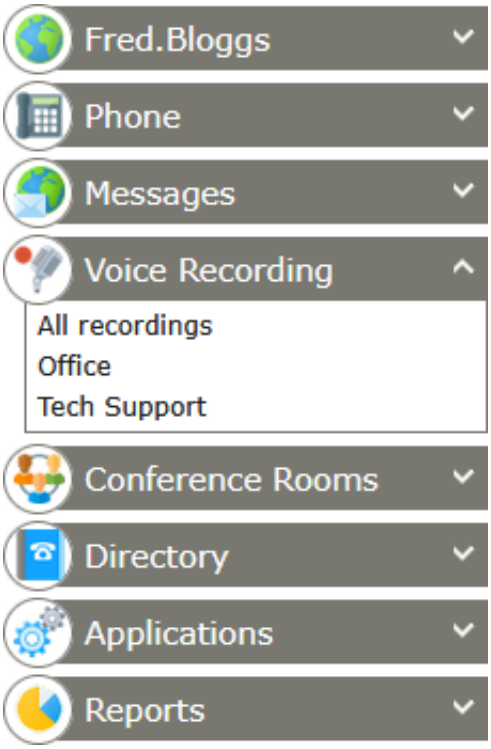

If voice recording is available on your Callisto system, an item labeled Voice Recording is present in the main menu. Clicking this item will reveal all filters that your account has access to.

Clicking a filter will list all recordings that are categorized by the filter.

Click on a record to listen to it. Depending on the access rights given to your account, you also may perform the following actions:

- Preserve record: Exclude the record from being deleted automatically.
- Show record info: Show detailed information on a record.
- Delete record: Delete the record. This action is permanent and the record cannot be restored.

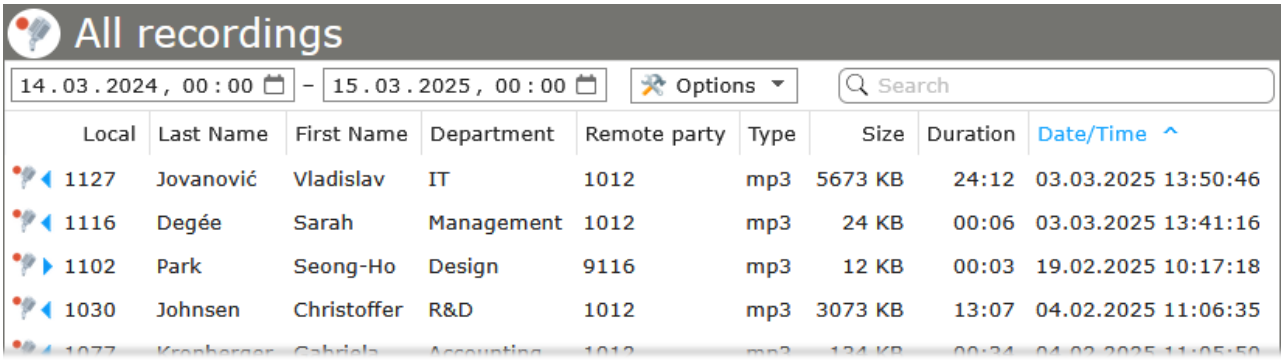

Depending on your configuration, you can delete recordings. If you delete a recording, it will be deleted permanently and cannot be restored.

VoiceRecording Gadget

This gadget can be accessed with the URL http://<callisto>/Jabber/Recording/Recording.asp, where <callisto> is the address of your Callisto installation.

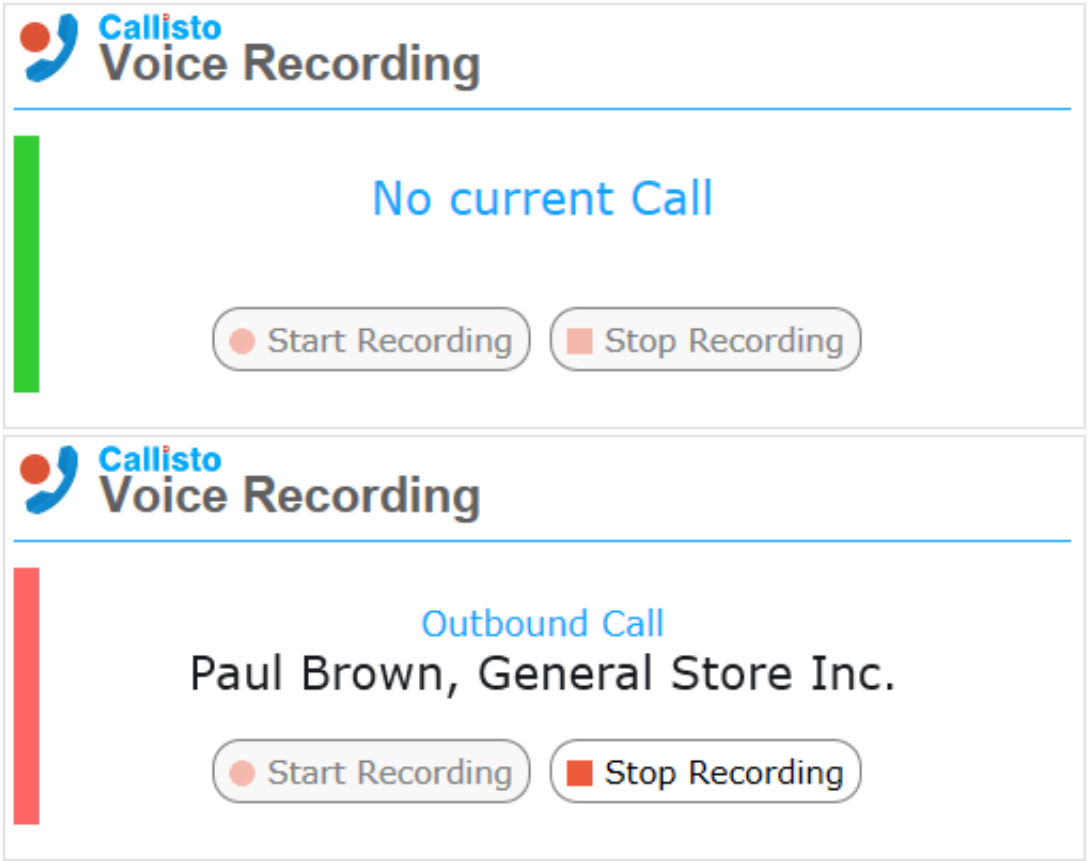

This gadget enables you to start and stop manual recordings.